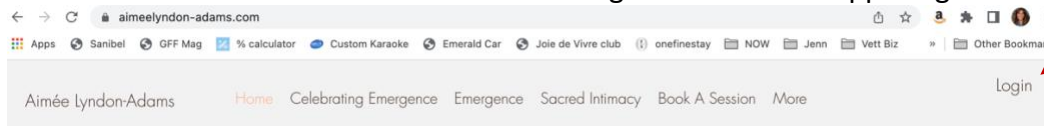


Sacred Intimacy Online Training How To Access

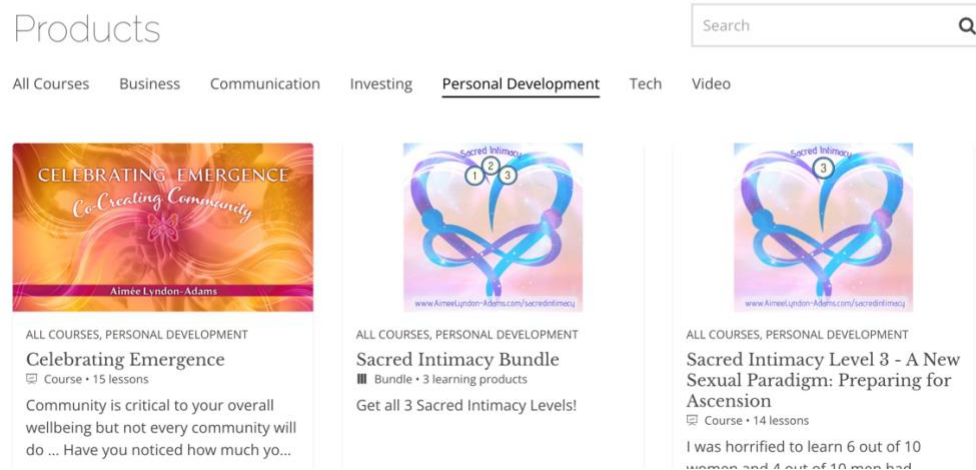
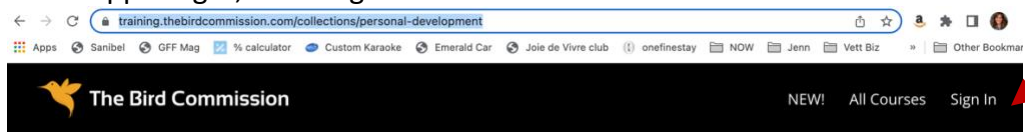
We've added Aimée & Victor's courses onto The Bird Commission's (Jenn's company) online training app. This document will show you how to access the site and get to your training class AFTER you've responded to The Bird Commission's email to set your password

How To Access Your Online Training Course

1. You can start on Aimée's site. There's a new login button in the upper right



2. When you click on it, it takes you to The Bird Commission training catalog
In the upper right, click "Sign In"

A screenshot of the 'Products' page on the Bird Commission website. The page has a search bar at the top right and a navigation menu with categories: 'All Courses', 'Business', 'Communication', 'Investing', 'Personal Development', 'Tech', and 'Video'. The 'Personal Development' category is selected. Below the navigation, there is a grid of three course cards. The first card is 'Celebrating Emergence' by Aimée Lyndon-Adams, a course with 15 lessons. The second card is 'Sacred Intimacy Bundle', a bundle of 3 learning products. The third card is 'Sacred Intimacy Level 3 - A New Sexual Paradigm: Preparing for Ascension', a course with 14 lessons. Each card includes a thumbnail image and a brief description.

3. Sign in

training.thebirdcommission.com/users/sign_in

The Bird Commission

NEW! All Courses Sign In

Welcome Back!

Email

Email

Please enter a valid email address

Password

Password

This field cannot be blank

Remember me

Forgot Password?

Sign In

Or sign in with

in f G

4. You come to the My Dashboard page with the courses you have signed up for Click on the “start course” button

training.thebirdcommission.com/enrollments

The Bird Commission

NEW! All Courses My Dashboard Aimée LI

Welcome back, Aimée LI

My courses

Search

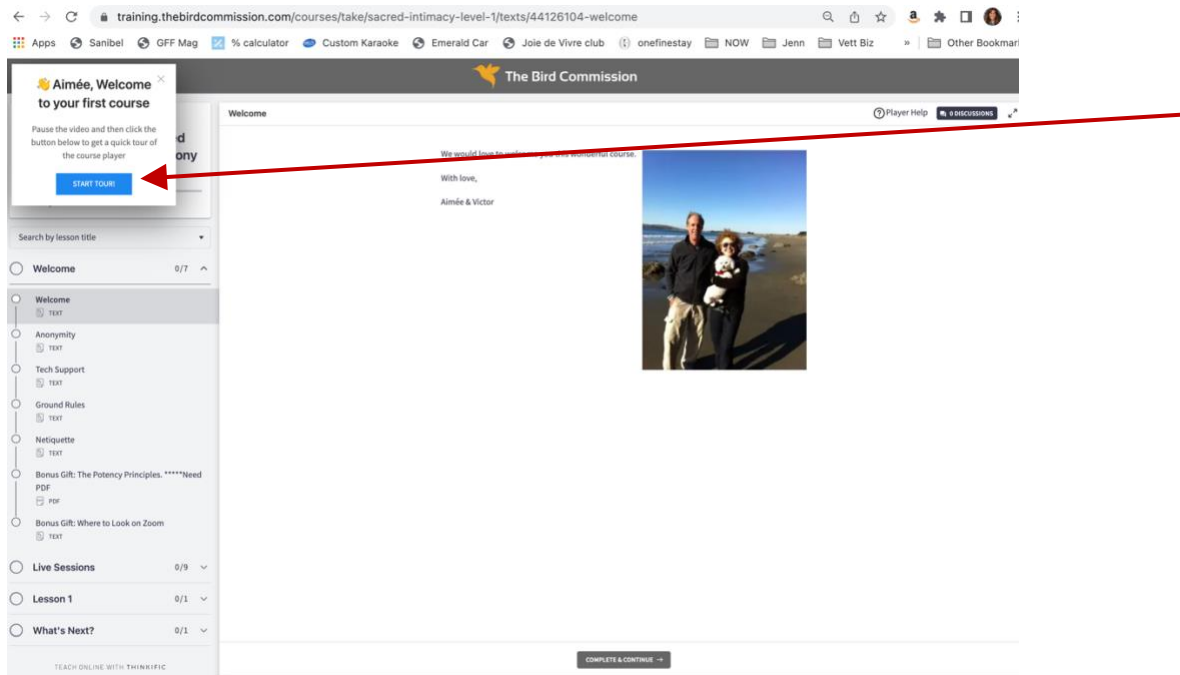
View more courses

All

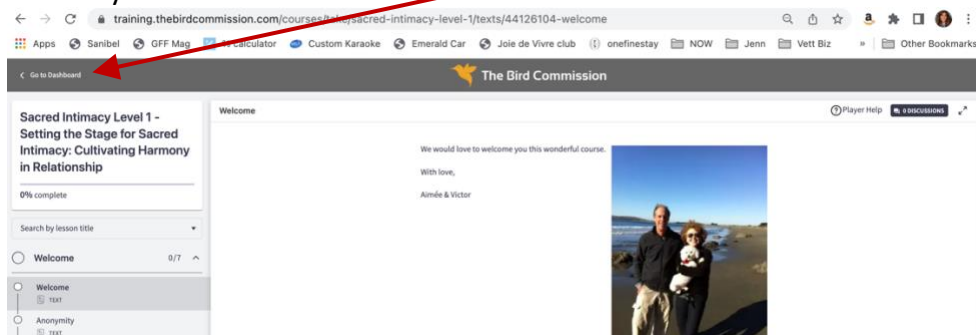
Sacred Intimacy Level 1 - Setting the Stage for Sacred Intimacy: Cultivating...

See Overview Start Course

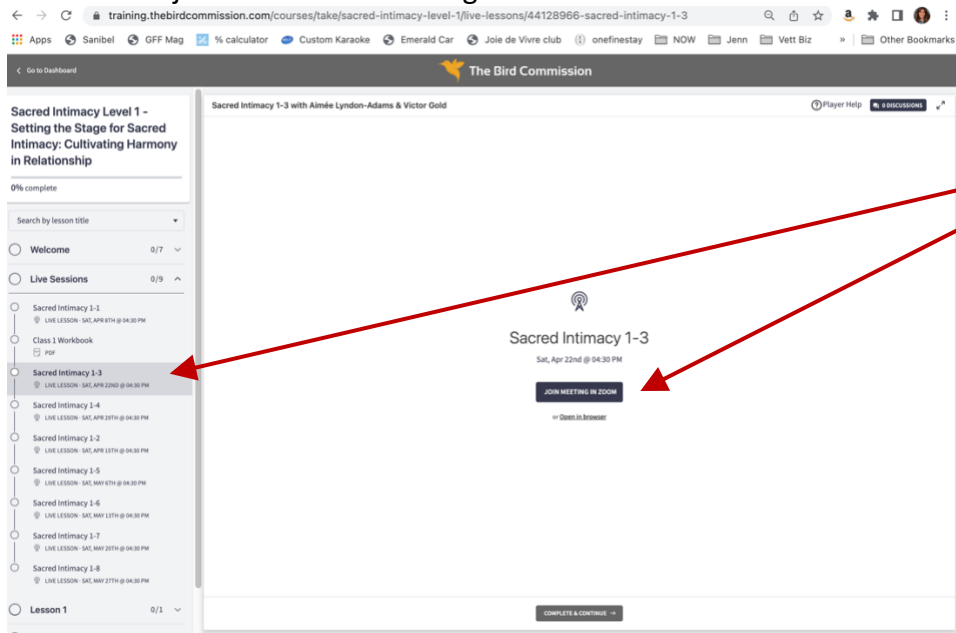
5. Your course appears. The first time you enter there's a little tour to acquaint you with how to move around in the course. Please do this so you know how to progress through the course.



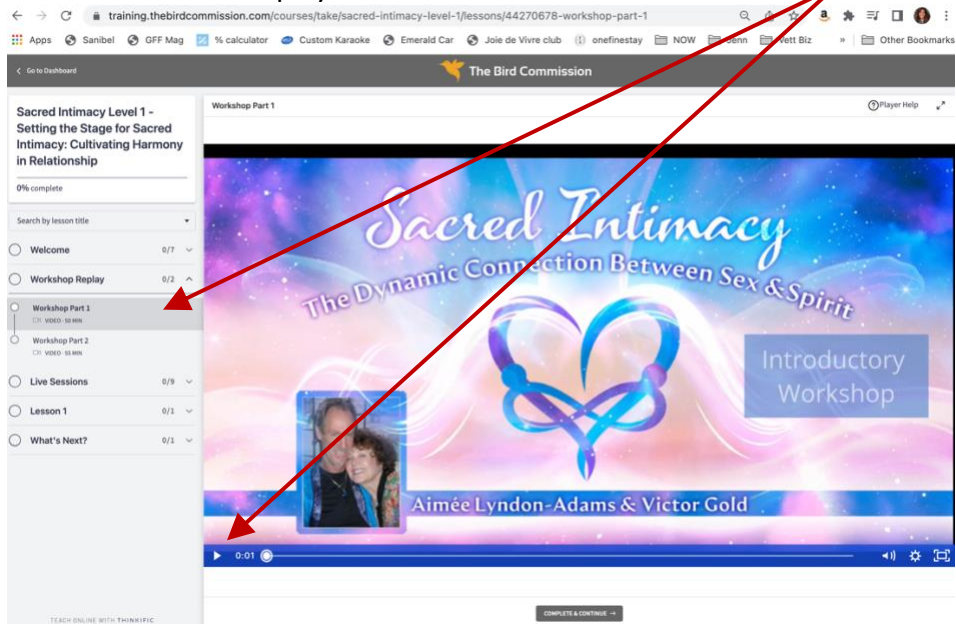
6. Remember: the "Go To Dashboard" button in the top left gets you out of the course and back to your Dashboard.



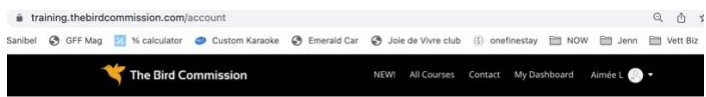
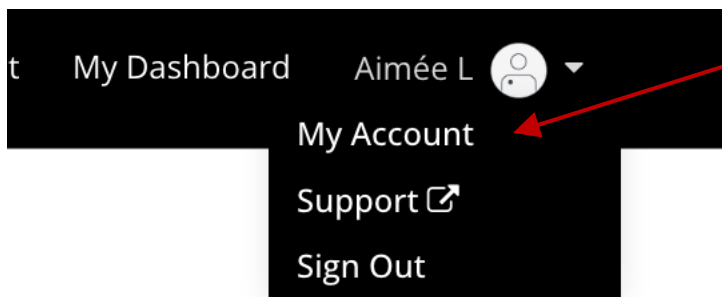
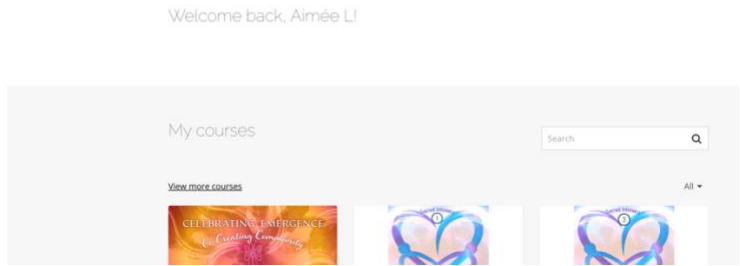
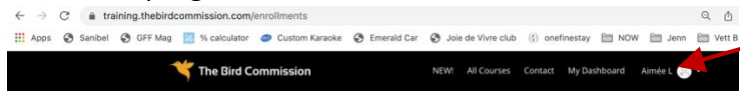
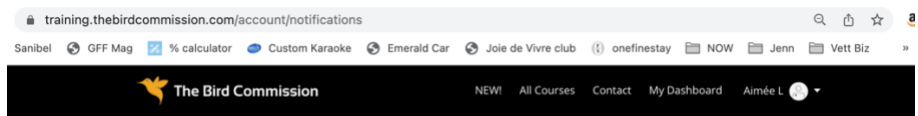
7. You can also join the live webinar right from the course



8. You can watch the replay here and also see the workbook



9. Remember to check your profile for your Time Zone & if you want weekly notifications for course progress from The Bird Commission

A screenshot of the 'Edit Profile' form. The form includes fields for Email, First name, Last name, Company, Professional Title, Timezone, and Site Language. A red arrow points from the right side towards the 'Timezone' dropdown menu, which is currently set to 'Pacific Time (US & Canada)'. A box labeled 'Time Zone' is positioned to the right of the arrow.A screenshot of the 'General Notification Settings' form. It includes checkboxes for 'Send me a weekly reminder email' and 'Receive an email when someone replies to my discussion'. A red arrow points from the right side towards the 'Send me a weekly reminder email' checkbox. A box labeled 'Notifications' is positioned to the right of the arrow.